


# Lilaloka News



## Our new name: LILALOKA, SELF-LEARNING AND RESOURCE CENTRE

« Each human being is a self-developing soul and the business of both parent and teacher is to enable and to help the child to educate himself, to develop his own intellectual, moral, aesthetic and practical capacities and to grow freely as an organic being, not to be kneaded and pressured into form like an inert plastic material. (...). These new educational methods are on the straight way to this truer dealing. » Sri Aurobindo, The human cycle (chapter: The Coming of the Subjective Age)

« It is the child himself who must be induced to expand in accordance with his own nature (...). A free and natural growth is the condition of genuine development. » Sri Aurobindo, Early Cultural Writings (chapter: On Educating the Human Mind)

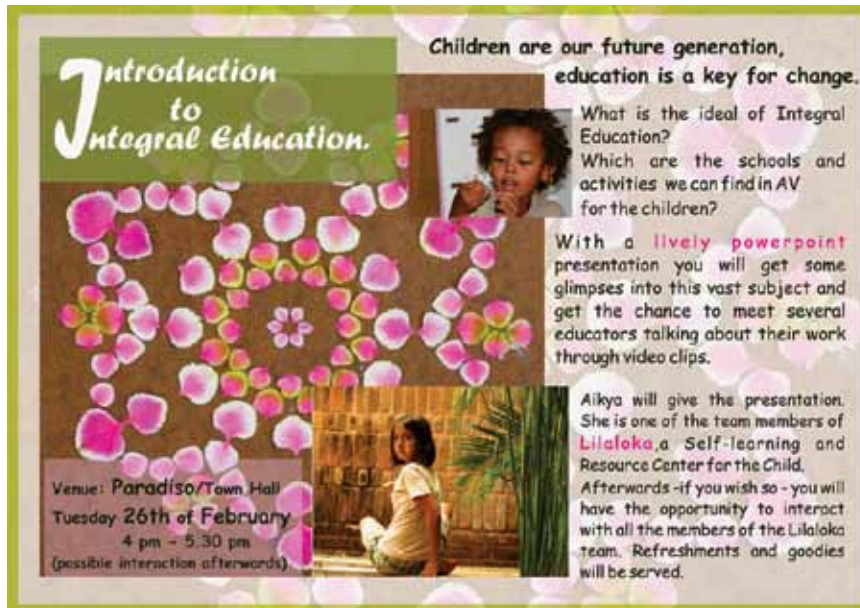
In its own modest way, Lilaloka wishes to offer this atmosphere of freedom and creativity, propitious to the natural development of the child, through the discovery of oneself as well as through the autonomous learning which ensues from it. The activities which are offered simply give to each one the space and time to express in his unique way and at his own rhythm. No judgment, no curriculum, no imposed topic, free choice amongst individual and collective (mixed ages) activities, a calm and concentrated atmosphere which encourages self-observation and one's own self-blooming: these are a few keys of the project.

A special word of thanks to Kireet Joshi who has helped us to include the key notion of self-learning in our name.

For the details of the activities, don't hesitate to visit or revisit our blog: <http://lilalokaproject.blogspot.in/>

## LILALOKA'S EVENTS IN 2013

### ✿ The presentation of 26th of February at the Townhall : INTRODUCTION TO INTEGRAL EDUCATION.



**Introduction to Integral Education.**

Children are our future generation, education is a key for change.

What is the ideal of Integral Education?  
Which are the schools and activities we can find in AV for the children?

With a **lively powerpoint** presentation you will get some glimpses into this vast subject and get the chance to meet several educators talking about their work through video clips.

Aikya will give the presentation. She is one of the team members of **Lilaloka**, a Self-learning and Resource Center for the Child. Afterwards -if you wish so- you will have the opportunity to interact with all the members of the Lilaloka team. Refreshments and goodies will be served.

Venue: **Paradiso/Town Hall**  
Tuesday 26th of February  
4 pm - 5.30 pm  
(possible interaction afterwards)

Here are a few images of our first big event of 2013 which has been a true success looking at the quantity and quality of the audience, which was very interested and grateful.

Inside the Cinema Paradiso: Aikya comments on the slideshow composed of pictures and videos.

Outside : 2 big information panels on Lilaloka, tables to display the architectural model, our colouring postcards, keyholders and USB keys, a few books and the fairy miniature gardens (for sale for fundraising), juice and biscuits to savour (thank you to Martina from Naturellement for the free syrup).



**Exhibition of the Lilaloka panels:**

A big thank you to Ashatit for offering us the exhibition space until 21st of March 2013 at the Auroville library, to Nicole who will welcome them at the Visitor Centre, up to the 4 of April 2013 and to the Unity Pavilion team for the space during April 2013. We actually hope to be able to display them in various city spaces, and to come back regularly. Don't hesitate to contact us to offer a small part of the public space you are in charge of!



**Exhibition of the architectural model at l'Avenir, Town Hall.**

Here are a few pictures of its realization by Yvelise, Emanuele and Rajan; a real team work with fairy hands!



## 🌸 Movies in progress :

Thanks to Outreach media (thank you Fabienne!) and to the goodwill of some young filmmakers, a documentary about Lilaloka is in progress. Also another one about education in Auroville where Lilaloka will also be included.

But already a new video to discover on the blog (and You Tube): a short interview (6mn) in French by Michèle Decoust of Sandrine who presents the Play of Painting in the context of Auroville.

<http://www.youtube.com/watch?v=2OM078oBWBQ>


<http://lilalokaproject.blogspot.in/>

In pictures: Baskar films Anata (who grew up in Auroville and is a movie producer in London), asking Yvelise about the birth of Lilaloka.



## WHERE ARE WE AT NOW?

Make a dream become a reality is always an ambitious challenge. Along the way towards the materialization of Lilaloka, we went through all kinds of initiations, experiences, learning (architecture, fundraising, administrative processes, etc.): perseverance and patience indispensable! Today, we are in the last leg of our process with l'Avenir d'Auroville and SAIIER, in order to be able to install the first infrastructures (water, electricity, etc.) and start the construction according to the plans of Sigi, our new architect.



In the meantime, the land has been cleaned and fenced thanks to the precious help of Rajan and Selvam. Stop by at the « Zebra crossing » (in front of Kalabumi) and discover Lilaloka's land with its lovely stone painted by Claire!



## CONCRETE IDEAS TO PARTICIPATE IN LILALOKA'S DREAM

Here is the updated (but not exhaustive) list of our needs or how to participate in cash, in kind and in action.

### ✿ IN CASH:

You can donate directly into our LILALOKA account via Auroville Financial Service at:

<http://www.auroville.com/donations/>

We request you to please email us of your kind gesture so that we can monitor the account and also thank you wholeheartedly (our e-mail id: [Lilaloka@auroville.org.in](mailto:Lilaloka@auroville.org.in))

### ✿ IN KIND:

#### For the activities:

Small objects and figurines of all kinds for the sandbox (children style), paint brushes, paint, drawing materials, papers, figurines to be used as coins in a game, dice, mats, cushions, all kinds of pieces of cloth in cotton, puppets (people and animals), small dolls for role play (family set, white and black ones), puzzles and educational games for young children, children books (inspiring, positive) and books on Education (also new and inspiring!)

#### For the magical garden:

tools, fountain, sculptures, broken tiles of all sorts, pump, trees, flowers, terracotta pots of all sizes, trees, plants, compost, stones (granite, lime, semi-precious stones to be inserted in walls, in the cascade), bricks, empty plastic bottles (1 or 2L)...

#### For the construction:

Wood (at a good price or donation) for furniture, sand, cement, lime, cadappah stones...

### ✿ IN ACTION:

If you wish to help us actively in fundraising, we can meet with you and give you personally our documents and videos (these could also be emailed to you) on a USB key, as well as sets of coloring postcards or lovely Lilaloka key-holders to distribute against donations. Other ideas welcome!

We are also looking for Public Spaces to display our 2 information panels on Lilaloka (2m height, 90 cm width, on a metal frame standing on its own).

Our novelty of the beginning of 2013: the miniature fairy gardens, made by Rajan, available against donation for Lilaloka (contact Rajan: 763 98 45 821).




# GRATITUDE

The team of Lilaloka thanks from the bottom of its heart all those who already made a gesture to help to the realization of this new experience in education, and all those who send us positive thoughts for its completion and its success.

Thank you :

- ✿ For the children's books: to Claudia (ex-manager of the Blueberry library) and Francis.
- ✿ For the wood: to Matriprasad (Existence) and Achilles (Baraka).
- ✿ For the sand and compost: to Selvam (Matrimandir).
- ✿ For the plants: to Paul and Volger from the botanical Garden, to Monique P. (Grace), to Kaniappan (Pitchandikulam), to Raman (Centerfield) and Nishta (Agni).
- ✿ For the figurines and objects (sandbox): to Ruth, Masha, and Claire.
- ✿ For the free syrup bottles (for the presentation at Paradiso): to Martina from Naturellement.
- ✿ For having offered a space for Lilaloka panels: to Ashatit for the Auroville Library, to Nicole for the Visitors Centre and to Jerry for the Unity Pavillon.
- ✿ For having put us in contact with young moviemakers: to Fabienne and to the whole team of Outreach Media, to Bhaskar, Anata, Iona and Virgil.
- ✿ For his wise pieces of advice and efficient suggestions, a big thank you to Thierry who made us make a big step forward in terms of communication.
- ✿ For the donation of plastic bottles in the Lilaloka box at the new Pour Tous: thanks to all!



**New Lilaloka leaflet available in English and French.**